


VORTEX 4



F#%K the lights.

325W
Power

IP65
Water Resistant

7300lux
@3m/9.8ft

PSU
Inside

VORTEX4 OVERVIEW

The Vortex4 is a 1x1 RGBW all-in-one lighting system with integrated power supply and antennas. A punchy 20° beam gives a reading of 7,300lux @3m. This fixture has a CCT range from 2200K to 15000K and four independently controllable zones. Vortex can be used as a hard light or soft light with the Creamsource Diffuser or Dome.

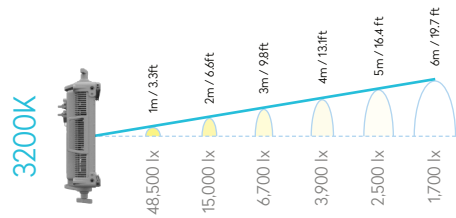
Effects, colour gels and our latest 'FrameSync' technology are built into the latest CreamOS architecture. Like it's big brother, Vortex4 has no problem with bad weather, messy effects machines or extreme dust. The Vortex4 is IP65 water resistant and sealed for the ultimate security and efficiency.

Vortex4 adopts 'Vortex Connect' including LumenRadio TimoTwo built in, Ethernet with sACN, Bluetooth, Wifi, 5pin DMX, USB type A and Creamsource Accessory port, enabling a plethora of control possibilities and future protocol support. New rigging points have been built into Vortex4 to accommodate rapid rigging of large arrays of units. Battery powered operation is also supported with a dedicated 48V DC input.

We stand by our users offering 5 years Warranty when you register your product. Go to www.creamsource.com for more information.



PHOTOMETRIC NAKED 20°

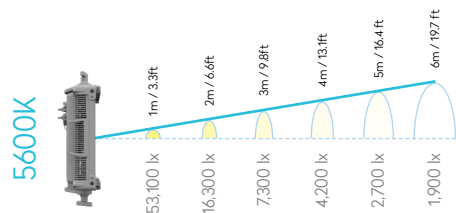


3200K

OVERVIEW

CRI 97.0
 CRI (Re) 96.2
 TLCI 94.0
 CQS 95.7
 Rf 94.9
 Rg 103.3

3200K



5600K

CRI 95.3
 CRI (Re) 93.9
 TLCI 96.4
 CQS 96.3
 Rf 93.1
 Rg 103.4

5600K

VORTEX4 SPECS

Material	Aluminium/Technopolymer
Light Source	RGBW LED
Colour Range	CCT: 2200 - 15000K, PLUS/MINUS GREEN, HUE/SATURATION, XY, GELS, DIRECT RGBW, EFFECTS
CRI	Typical 95
TLCI	Typical 95
Beam Angle, SPOT Lens	20° (Half Peak Angle)
Tilt Angle	360°
Photometrics	<p>3200K:</p> <p>48,500 lx / 4,507 fc @ 1m / 3.3ft 15,000 lx / 1,394 fc @ 2m / 6.6ft 6,700 lx / 623 fc @ 3m / 9.8ft 3,900 lx / 362 fc @ 4m / 13.1ft 2,500 lx / 232 fc @ 5m / 16.4 ft 1,700 lx / 158 fc @ 6m / 19.7 ft</p> <p>5600K:</p> <p>53,100 lx / 4,935 fc @ 1m / 3.3ft 16,300 lx / 1,515 fc @ 2m / 6.6ft 7,300 lx / 678 fc @ 3m / 9.8ft 4,200 lx / 390 fc @ 4m / 13.1ft 2,700 lx / 251 fc @ 5m / 16.4 ft 1,900 lx / 177 fc @ 6m / 19.7 ft</p>
Mounting	8x 3/8" Threaded Insert Rigging Points
Yoke	Removable quick release yoke
Filter Rails	2 Filter Rails for Secondary Lenses, Diffusers, Accessories
User interface	High Precision Digital Magnetic Encoder, Backlit Keypad, Colour LCD Display
Dimming	0-100% with High Resolution, Super-Smooth Low End Mode
High Speed Capability	Over 5000fps Flicker Free in High Speed Mode
Synchronization	Sync Input for Triggering and Syncing to Camera Shutter
Max Ambient Temperature	40°C
Cooling	Low noise variable speed fans
Estimated LED Lifespan	50,000hrs (L70)
Input (AC)	100-240V AC, 50/60Hz, Max 3.3A. Neutrik PowerConTrue connector
Input (DC)	48V DC, Max 6.9A, Can run at 100% brightness on DC input
Protection Class	IP65
Weight	9.76kg / 21.5lb (Excluding Yoke) 1.64kg / 3.6lb (Yoke weight)
Dimensions	380 x 380 x 121mm / 15" x 15" x 4.8" (Excluding Yoke) 525 x 570 x 179.25mm / 20.7" x 22.4" x 7.1" (Including Yoke)
Warranty	3 Years on Fixtures, 12 Months on Accessories (5 Years registered)
Certifications	Pending: CE, ETL and FCC
Control	On-Board Interface, DMX via standard 5-pin XLR connectors, Wired Remote Control Accessory, Integrated Lumen radio Timo Two with Bluetooth, Ethernet, USB Type A
Includes	Vortex4 325W Colour, Yoke, Power cable, Flat diffuser
Product Code	K-CSV-4-ESS